

The Office of the National Coordinator for
Health Information Technology



Clinical Document Architecture (CDA), Consolidated-CDA (C-CDA) and their Role in Meaningful Use (MU)

Rich Kernan (contractor)

NwHIN Operations Support Team

22 AUG 2012

Putting the **I** in Health **IT**
www.HealthIT.gov

After completing this course, you will be able to:

- Describe how healthcare data was exchanged prior to Electronic Health Records (EHRs)
- Describe the purpose, functionality, usage and structure of the Clinical Document Architecture (CDA)
- Describe the usage of Implementation Guides (IGs) and Templates in CDA
- Describe the context, process, purpose and navigation of the Consolidated-CDA (C-CDA) IG
- Describe how C-CDA satisfies CDA-specific MU objectives
- Summarize the linkages between CDA, C-CDA and MU

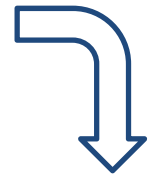
Describe how healthcare data was exchanged
prior to Electronic Health Records (EHRs)

Healthcare Data Exchange (Pre-EHR)



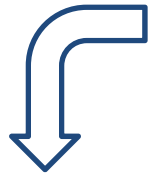
Vast amounts of patient data collected through direct clinical interactions

Medical information such as vitals, orders, prescriptions, discharge summaries, etc. dictated or recorded by hand



All of this clinical data was stored as paper records (documents) at each point of care


If patient health records needed to be shared between providers, they usually required manual exchange (e.g. fax, "snail mail")



- Coordination of care between providers slow, costly; patient outcomes inconsistent
- Duplicative healthcare services (e.g. labs imaging) frequent

Describe the purpose, functionality, usage, and structure of HL7's Clinical Document Architecture (CDA)

Clinical Document Architecture (CDA) Overview



An international not-for-profit SDO with 2,300+ members across 500 corporations representing ~90% of IS vendors serving Healthcare.

Dedicated to providing a comprehensive framework for the exchange and management of health information



CDA is a base standard which provides a common architecture, coding, semantic framework, and markup language for the creation of electronic clinical documents

- CDA Docs are coded in Extensible Markup Language (XML)
 - HTML describes presentation, XML describes content
 - Human readable and machine interpretable
- **Templated:** standardized groupings of information organized according to clinical context
- **Object Oriented:** makes use of classes, associations, and inheritance; allows tremendous flexibility and re-use

CDA conformant Continuity of Care Document (CCD) example

| | |
|-------------------------------|--|
| Document maintained by | Good Health Clinic |
| Contact info | Work Place: 17 Daws Rd. Blue Bell, MA 02368, USA Tel: (555)555-1212 |

Table of Contents

- [Allergies, Adverse Reactions, Alerts](#)
- [Medications](#)
- [Problems](#)
- [Procedures](#)
- [Results](#)
- [Advance Directives](#)
- [Encounters](#)
- [Family history](#)
- [Immunizations](#)
- [Medical Equipment](#)
- [Insurance Providers](#)
- [Plan of Care](#)
- [Social History](#)
- [Vital Signs](#)

Allergies, Adverse Reactions, Alerts

| Substance | Reaction | Status |
|------------|----------|--------|
| Penicillin | Hives | Active |
| Aspirin | Wheezing | Active |
| Codeine | Nausea | Active |

Medications

| Medication | Directions | Start Date | Status | Indications | Fill Instructions |
|--|--------------------------|------------|--------|---------------------------------|------------------------------|
| Proventil 0.09 MG/ACTUAT inhalant solution | 2 puffs QID PRN wheezing | 2011-03-01 | Active | Bronchitis (32398004 SNOMED CT) | Generic Substitution Allowed |

Problems

1. Pneumonia: Resolved in March 1998
2. ...

Procedures


CDA conformant CCD example (underlying XML)

```
-</
*****
CDA Body
*****
-->
- <component>
- <structuredBody>
  <!-- ***** -->
  - <!--
  *****
  Allergies, Adverse Reactions, Alerts
  *****
  -->
  - <component>
  - <section>
    <templateId root="2.16.840.1.113883.10.20.22.2.6.1" />
    <!-- Alerts section template -->
    <code code="48765-2" codeSystem="2.16.840.1.113883.6.1" />
    <title>Allergies, Adverse Reactions, Alerts</title>
  - <text>
    - <table border="1" width="100%">
      + <thead>
      - <tbody>
        - <tr>
          <td>Penicillin</td>
          - <td>
            <content ID="reaction1">Hives</content>
          </td>
          <td>Active</td>

```


CDA Purpose & Functionality

CDA defines the structure of building blocks which can be used to contain a multitude of healthcare data elements that can be captured, stored, accessed, displayed and transmitted electronically for use and reuse in many formats



CDA *DOES NOT* specify how documents are transported, simply how critical data elements should be encoded for exchange and interoperability



CDA can contain both structured and unstructured information

CDA Usage

CDA defines building blocks which can be used to contain healthcare data elements that can be captured, stored, accessed, displayed and transmitted electronically for use and reuse in many formats

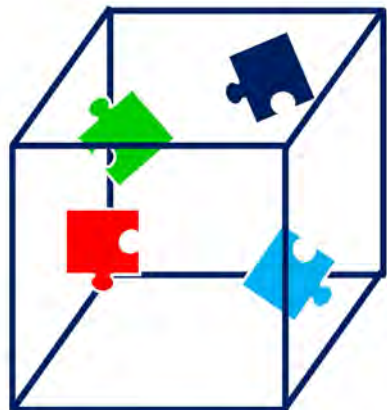
Sets of these CDA standardized building blocks can be arranged for whatever needs exist

Arranging (or constraining) the CDA elements in defined ways using IGs and templates produces clinical documents

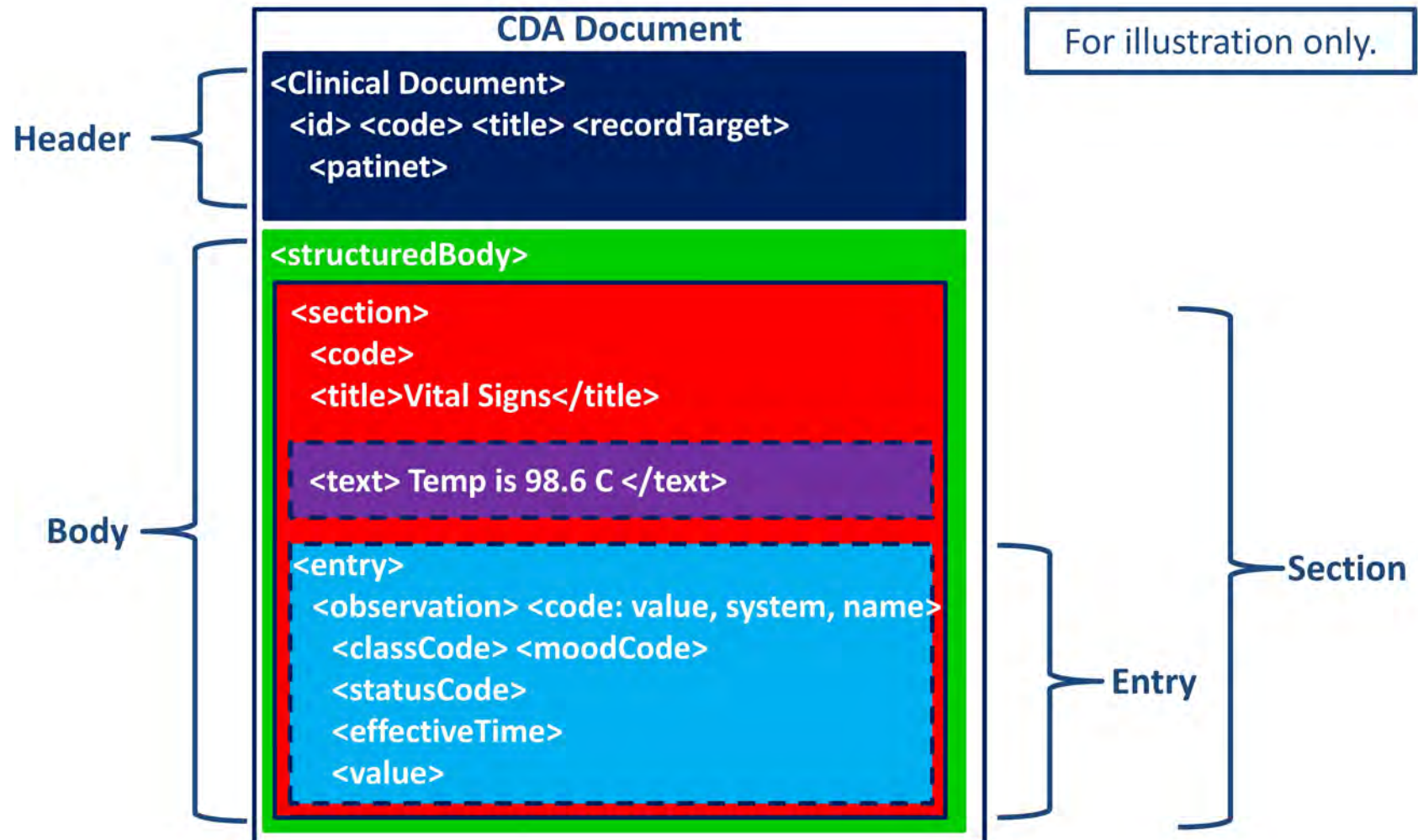


e.g. a *Discharge Summary* and an *Op Note* both draw from the same CDA schema but are scoped for different use cases

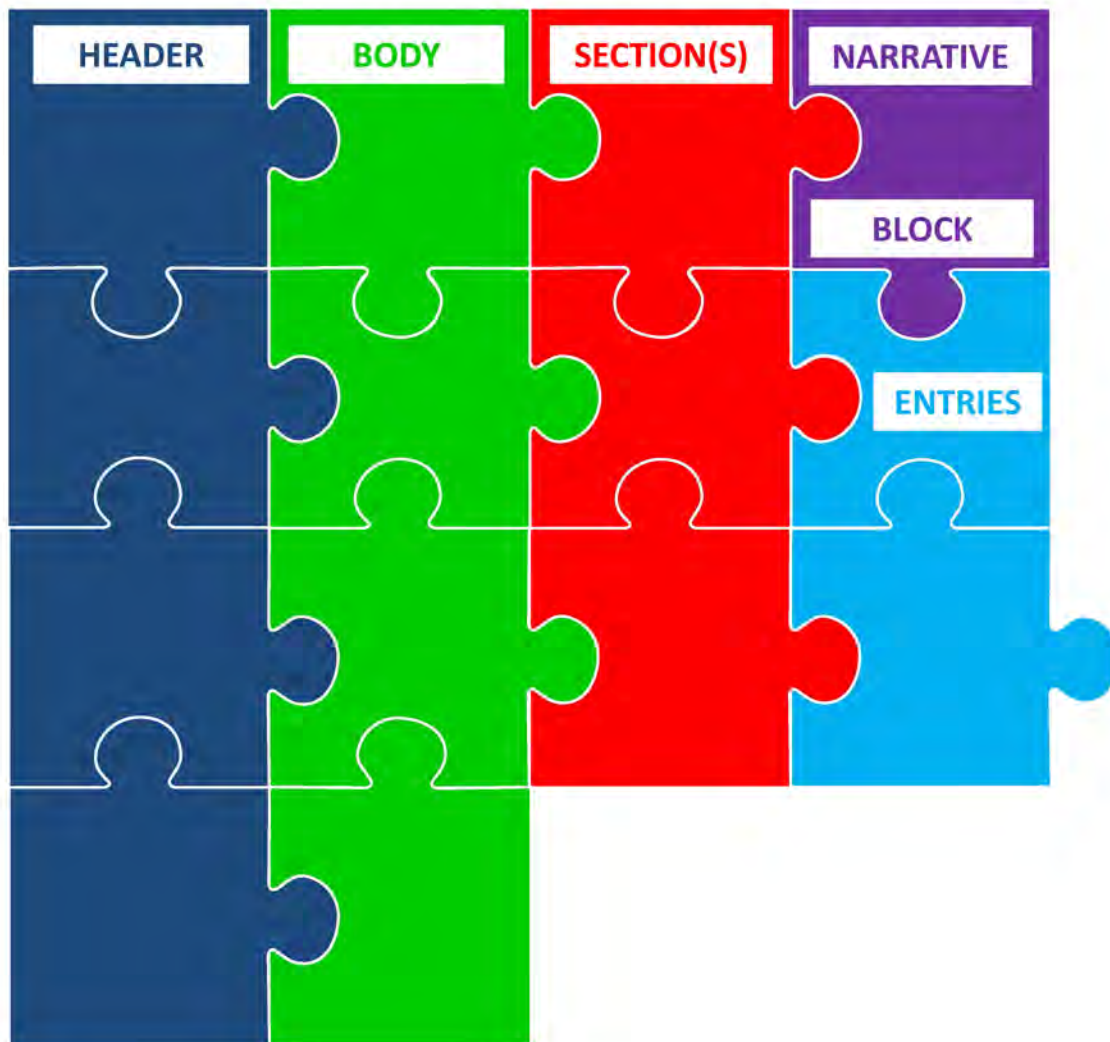
This approach offers tremendous flexibility; it allows for the creation of a comprehensive variety of clinical documents which share common design patterns and use a single base standard



CDA Document Structure Example



CDA Structure: Overview



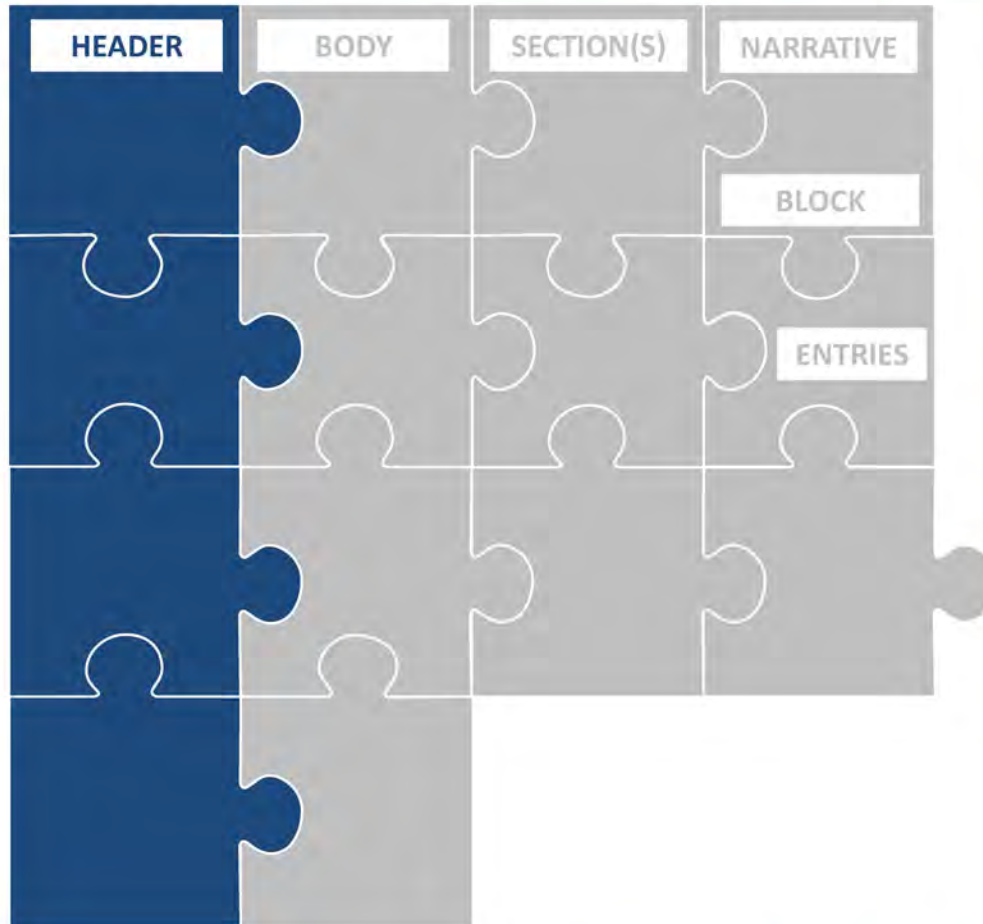
Every CDA document must have AT LEAST a **Header** AND a One **Section**.

XML enables both human and machine readability.

The XML structure for a CDA document nests data in the following way:

- » Header
- » Body
- » » Section(s)
- » » » Narrative Block
- » » » Entry(s)

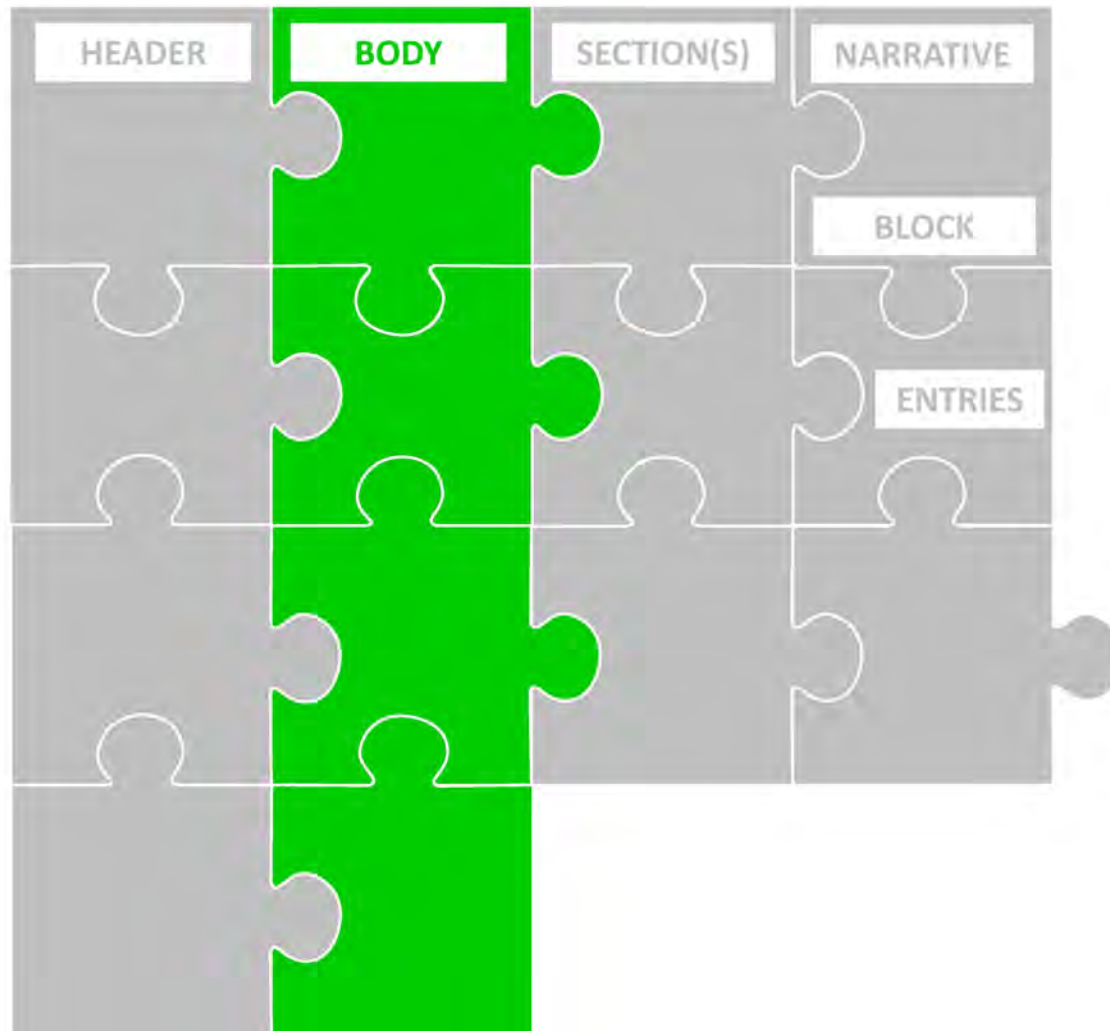
CDA Structure: Header



The **Header** sets the context for the clinical document as a whole and:

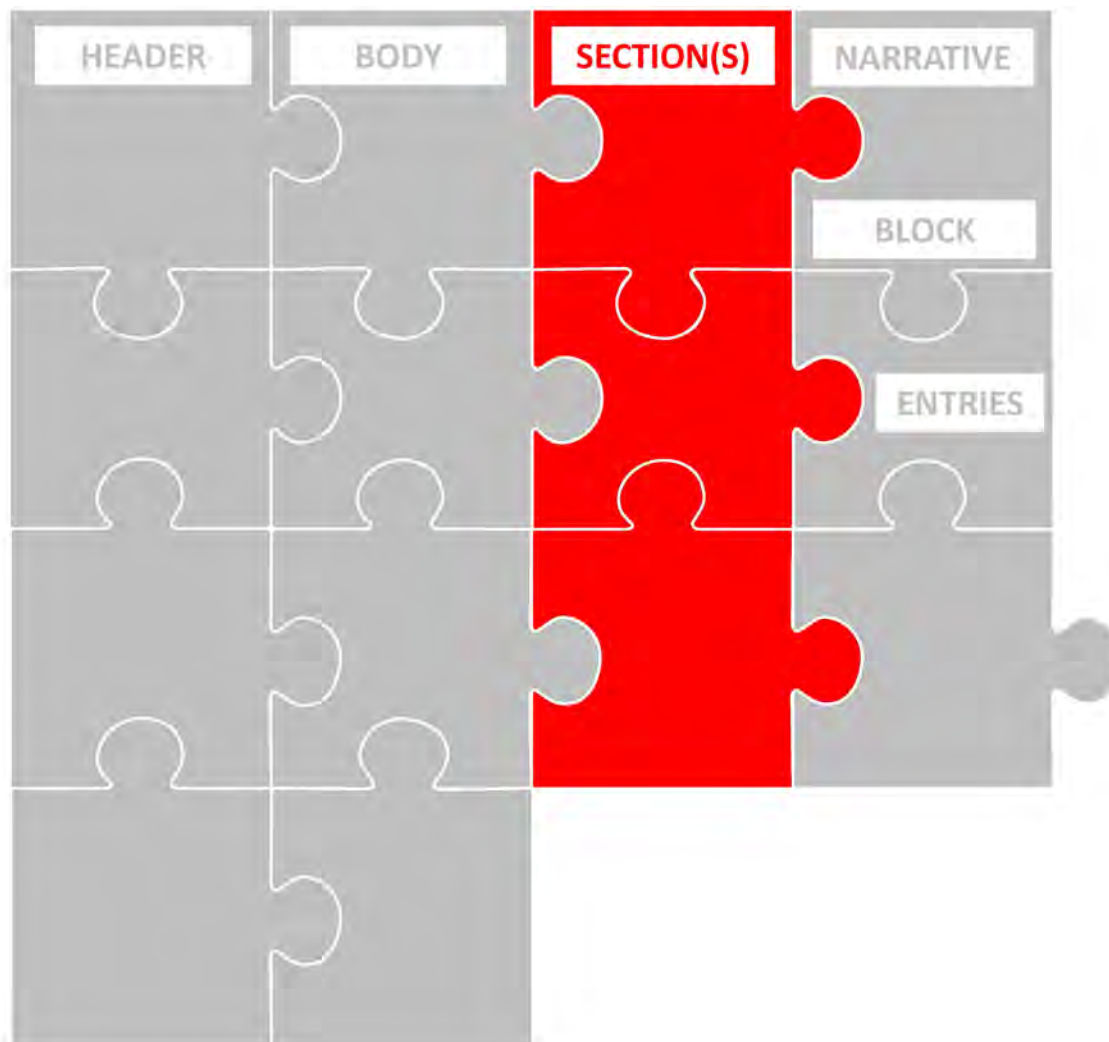
- enables clinical document exchange across and within institutions;
- facilitates clinical document management ; and
- facilitates compilation of an individual patient's clinical documents into a electronic patient record.

CDA Structure: Body



The **Body** contains the clinical report and can contain an unstructured “blob” or structured content organized in one or more **Sections**.

CDA XML Structure: Section(s)

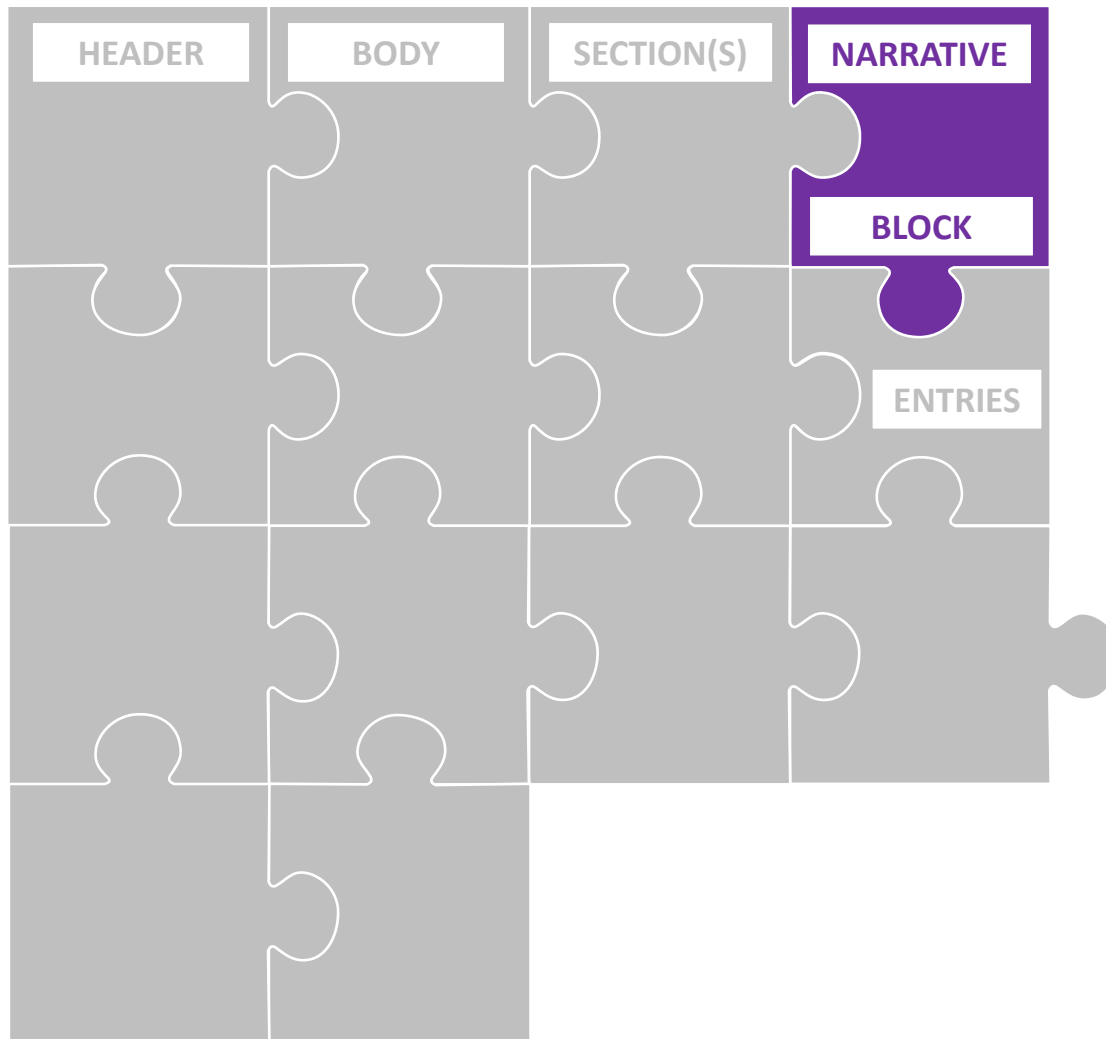


Each **Section** contains one **Narrative Block** and zero to many coded **Entries**.

Examples include:

- Allergies
- Meds
- Problems
- Immunizations
- Vital Signs

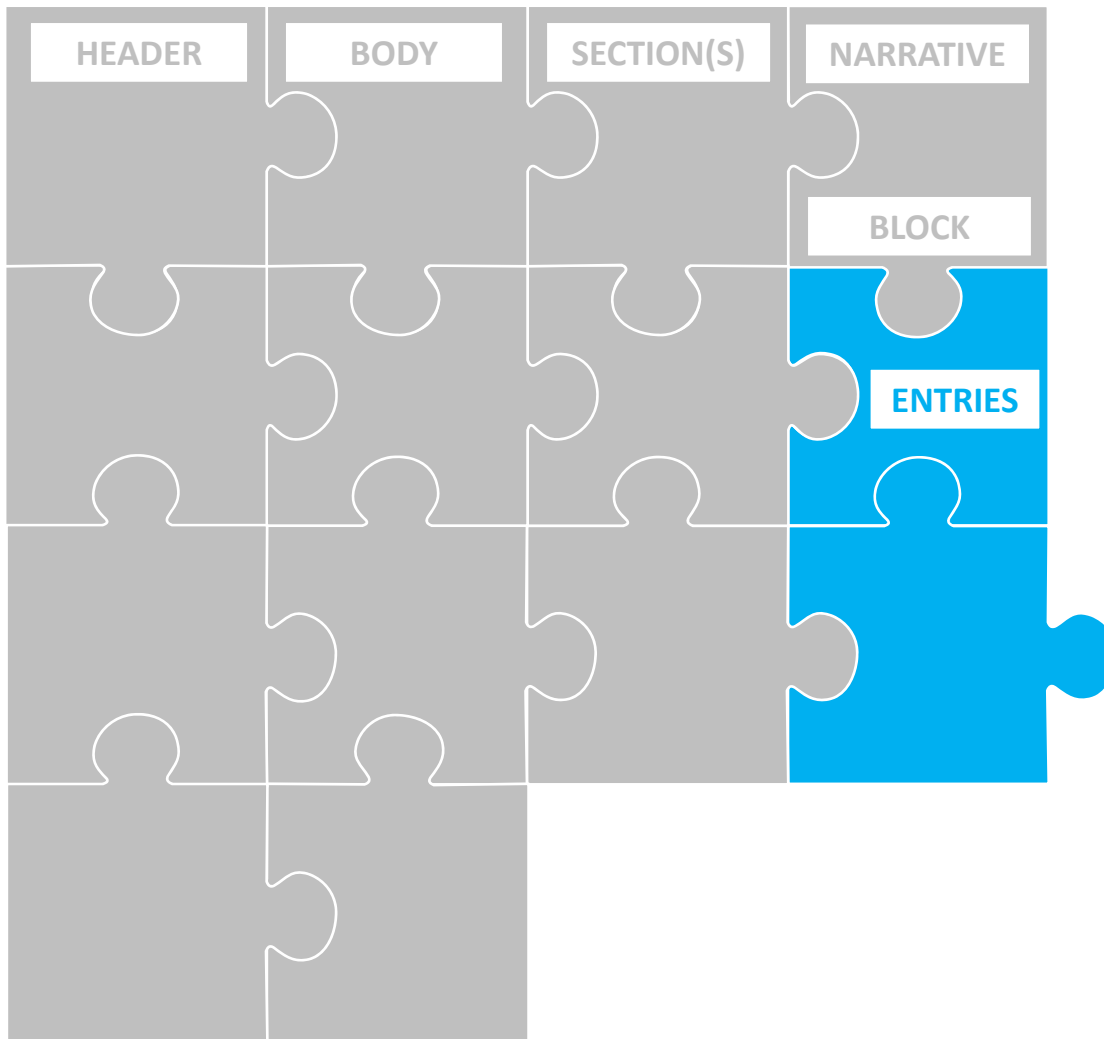
CDA XML Structure: Narrative Block(s)



Narrative Blocks allows “human-readability” of a CDA document. Within a document section, the narrative block represents content to be rendered for viewing.

The **Narrative Block** has fixed markup, and must be populated by the document originator.

CDA XML Structure: Entries



Entries allows “machine-readability” (e.g. decision support applications). Within a document section, an entry represents structured content for further computer processing.

Describe the usage of Implementation Guides (IGs) and Templates in CDA

CDA Templates and Implementation Guides (IGs)

CDA Implementation Guides (IGs)

- serve as a how-to-guide for using CDA to satisfy a given use case
 - e.g. a CCD must contain an “Allergy, Adverse Reactions, Alerts” section
- includes subset of CDA templates which contain information relevant to a Use Case
- IGs generally define document Templates
 - e.g. CCD vs. Discharge Summary
- 8 critical CDA documents consolidated into single guide: *Consolidated-CDA (C-CDA) IG*

CDA Templates

- constrain elements in the CDA schema as needed to define function-specific information objects
 - e.g. defines what data is contained in an “Allergy, Adverse Reactions, Alerts” section used by multiple CDA documents
- provides a collection of business rules which apply to CDA components applied at multiple levels:
 - Header
 - Document
 - Section
 - Entry

Vital Signs Section with Coded Entries Optional

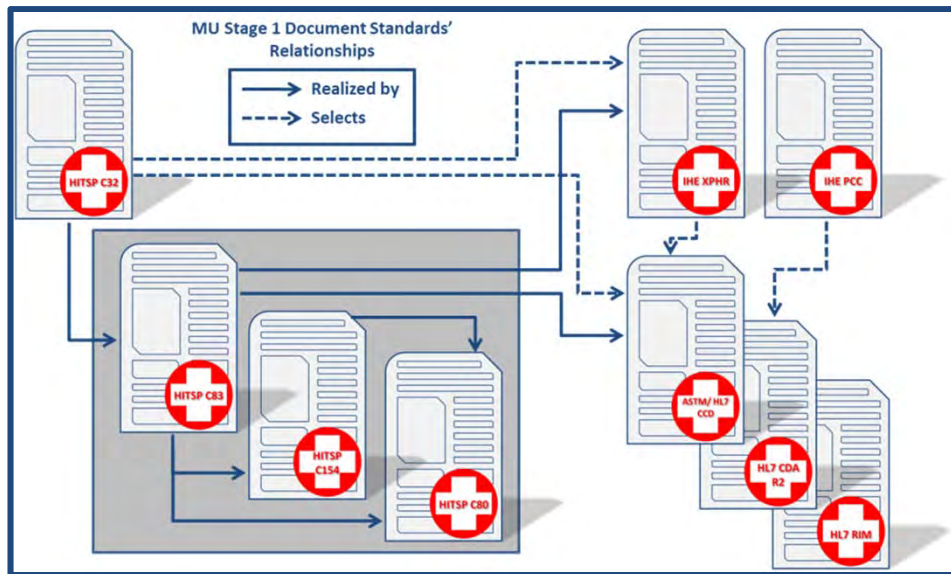
[section: templateId 2.16.840.1.113883.10.20.22.2.4 (open)]

The following constraints apply to a Vital Signs section in which entries are not required.

1. **SHALL** contain exactly one [1..1] templateId (CONF:7268) such that it
 - a. **SHALL** contain exactly one [1..1]
@root="2.16.840.1.113883.10.20.22.2.4" (CONF:10451).
2. **SHALL** contain exactly one [1..1] code (CONF:15242).
 - a. This code **SHALL** contain exactly one [1..1] @code="8716-3" Vital Signs (CodeSystem: LOINC 2.16.840.1.113883.6.1) (CONF:15243).
3. **SHALL** contain exactly one [1..1] title (CONF:9966).
4. **SHALL** contain exactly one [1..1] text (CONF:7270).
5. **SHOULD** contain zero or more [0..*] entry (CONF:7271) such that it
 - a. **SHALL** contain exactly one [1..1] Vital Signs Organizer (2.16.840.1.113883.10.20.22.4.26) (CONF:7272).

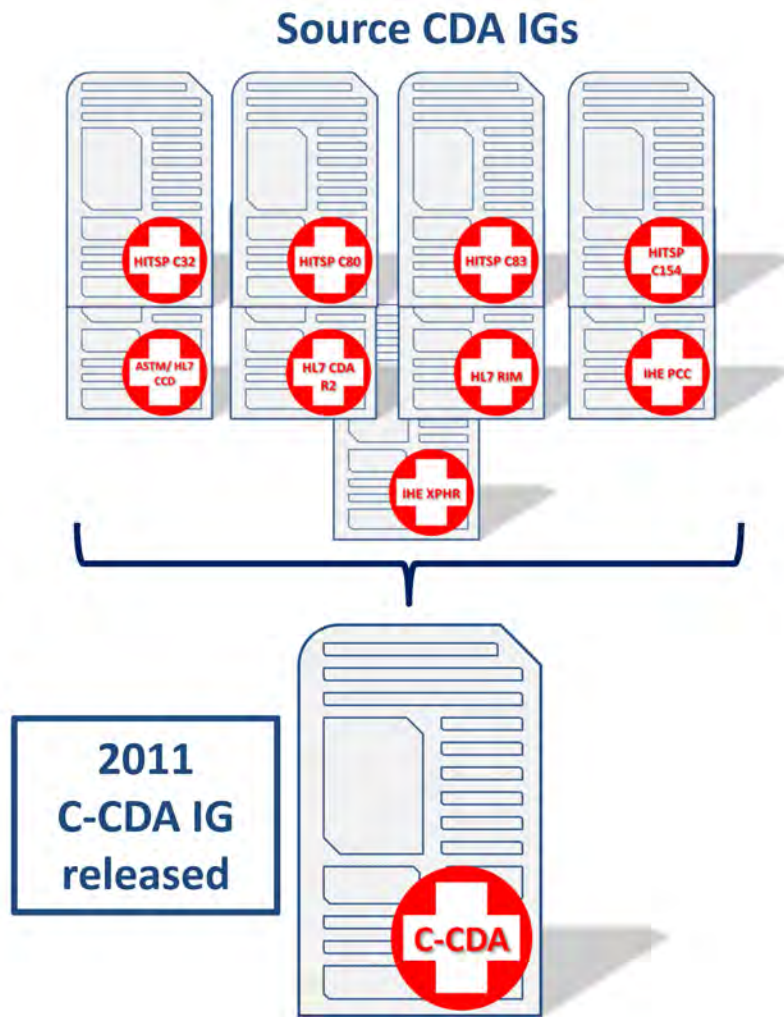
Describe the context, process, purpose and navigation of the Consolidated-CDA (C-CDA) IG

Pre-Consolidation Context



Before Consolidation, providers trying to implement a specific clinical document (e.g. C32) were faced with a “rabbit hole” of cross-referenced materials creating an ever growing, complex web of documentation – Consolidation was undertaken to address this issue.

- Duplicative and conflicting IGs published by different standards organizations (e.g. HITSP, HL7, IHE, Health Story); approved/balloted at different times
- Implementers faced with confusing collection of documents containing ambiguous and/or conflicting information
- C-CDA IG includes the following clinical documents (year released): Consultation Note (2008); Discharge Summary (2009); Imaging Integration and DICOM Diagnostic Imaging Reports (DIR) (2009); History and Physical (H&P) (2008); Operative Note (2009); Progress Note (2010); Procedure Note (2010); and Unstructured documents (2010)



As disparate SDOs (HL7, IHE, HITSP, etc.) developed CDA IGs, multiple approaches for documenting template requirements began to diverge threatening interoperability...

- S&I hosted a collaboration among the standards community in order to address CDA documentation issues which were hampering understanding and consistent implementation in order to:
 - examine and analyze CDA Templates across the existing documentation
 - identify and address errors, issues of ambiguity, and conflict
 - consolidate prior documentation to a new single IG and ballot (approve) through HL7
- Consolidation harmonized and balloted previous templates a single IG

C-CDA IG Purpose: Single Source for CDA Templates

**HL7 Implementation Guide for CDA R2:
IHE Health Story Consolidation, DSTU
Release 1.1
(US Realm)
July 2012**

Document Templates: 9

- Continuity of Care Document (CCD)
- Consultation Note
- Diagnostic Imaging Report (DIR)
- Discharge Summary
- History and Physical (H&P)
- Operative Note
- Procedure Note
- Progress Note
- Unstructured Document

Section Templates: 60

Entry Templates: 82

| Document Template | Section Template(s) | | |
|----------------------|--|---|---|
| CCD | Allergies Medications Problem List Procedures Results Advance Directives Encounters | Family History Functional Status Immunizations Medical Equipment Payers Plan of Care | Section templates highlighted in the two section template examples here demonstrate CDA's interoperability and reusability. |
| History and Physical | Allergies Medications Problem List Procedures Results Family History Immunizations Assessments | Assessment and Plan Plan of Care Social History Vital Signs History of Present Illness History of Present Illness | Chief Complaint Reason for Visit Review of Systems Physical Exam General Status |

C-CDA includes all templates in *Final Rules for Stage 1 Meaningful Use, 45 CFR Part 170 – Health Information Technology and Cert. Criteria for Electronic Health Record: Final Rule*



Chapter 1: Introduction

Chapter 2: General Header Template – defines a template for the header constraints that apply across all of the consolidated document types

Chapter 3: Document-Level Templates – defines each of the nine document types; defines header constraints specific to each and the section-level templates (required and optional) for each

Chapter 4: Section-Level Templates – defines the section templates referenced within the document types described

Chapter 5: Entry-Level Templates – defines entry-level templates, called clinical statements (machine readable data)

Appendices – include non-normative content to support implementers; includes a *Change Appendix summary* of previous and updated templates

Click this link to access more information about the [HL7 Implementation Guide for CDA® Release 2: IHE Health Story Consolidation, Release 1.1 - US Realm](http://www.hl7.org/implement/standards/product_brief.cfm?product_id=258)

[<http://www.hl7.org/implement/standards/product_brief.cfm?product_id=258>](http://www.hl7.org/implement/standards/product_brief.cfm?product_id=258)

Describe how C-CDA satisfies CDA-specific MU objectives

**CMS
Medicare and
Medicaid
Programs:
Electronic Health
Record Incentive
Program: Final
Rule
28 JUL 2010**

Meaningful Use objectives are the measurable benchmarks that eligible health care professionals and hospitals must meet in adopting and using EHR technology to qualify for Medicare and Medicaid incentive payments.

Eligible Professionals (EP):

- EPs (doctors and other medical professionals) must choose to participate in either the Medicare and Medicaid Incentive Program upon registration.
- Generally, EPs must have a minimum 30% Medicaid patient volume to qualify for Medicaid payments.
- Before 2016, an EP may switch programs after the first payment.

Eligible Hospitals (EH):

- The Medicare Program recognizes “subsection (d) hospitals, Critical Access Hospitals, and Medicare Advantage Hospitals. The Medicaid Program recognizes Acute care hospitals with a minimum 10% Medicaid patient volume and Children’s Hospitals.
- Hospitals may be eligible and receive payments under both programs.

MU Standards & Certification Criteria (S&CC) (proposed 2014)

Meaningful Use

meaningful use objectives are the measurable benchmarks that eligible health care professionals and hospitals must meet in adopting and using EHR technology to qualify for Medicare and Medicaid incentive payments

Cert. Criteria

Objective

Description

MU S&CC Final Rule establishes HL7's CDA as the standard per C-CDA IG – 2 objectives above conceptualized together as "Summary of Care" record

Care Coordination

Transition of Care

when transitioning a patient to another care setting, the provider should provide a summary care record

Patient Engagement

View/Download/Transmit

patients must be able to view and download their own medical info and also be able to transmit that info to a 3rd party

Patient Engagement

Clinical Summary

providers must make office visit summaries available to patients subsequent to a visit

Non-CDA-related MU S&CC not shown here because they are outside the scope of this training

Clinical

CQMs

Privacy & Security

Public Health

Utilization



MU S&CC Final Rule establishes HL7's CDA as the standard per C-CDA IG – 2 objectives above conceptualized together as "Summary of Care" record



Non-CDA-related MU S&CC not shown here because they are outside the scope of this training

Summarize the linkages between CDA, C-CDA and MU

Clinical Document Architecture (CDA)

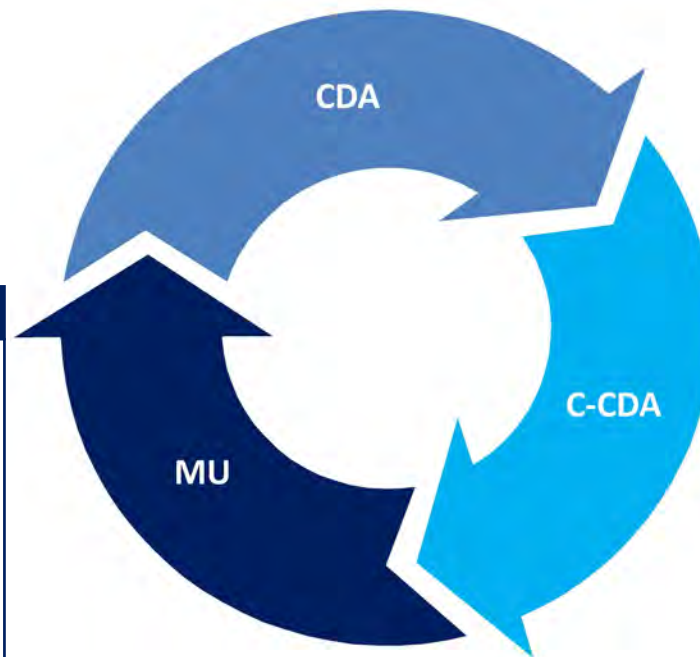
CDA provides single standardized, interoperable schema for the creation of clinical documents

- CDA is XML-based clinical document standard using common, reusable data elements
- Supports human- AND machine-readability
- CDA + unique CDA implementation guides (IGs) » CDA-conformant clinical document

Meaningful Use (MU)

MU “...rewards the ‘meaningful use’ of health IT *not* the purchase of health IT.”

- Currently in Stage I; moving towards Stage II
- Early adopters rewarded; non-compliance eventually penalized
- MU-2 focuses on 7 key criteria (2 achieved using C-CDA)



Consolidated-CDA (C-CDA) IG

C-CDA IG critical to fulfilling MU S&CC objectives for standardization, interoperability of EHRs

- C-CDA IG harmonizes numerous CDA standards
- IGs for 8 key clinical documents + unstructured documents consolidated into C-CDA

Thank you for your participation

Putting the I in HealthIT 
www.HealthIT.gov

**This concludes today's training concerning
"CDA, C-CDA and Their Role in Meaningful Use".**

**For more information of these and other related
topics, visit the ONC website**

<http://www.healthit.gov>